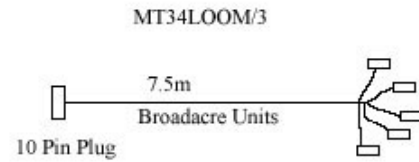
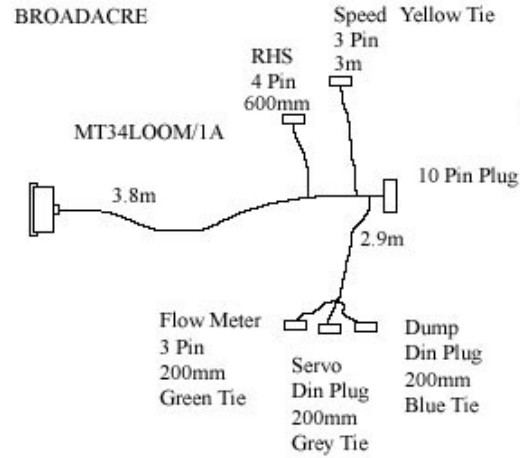
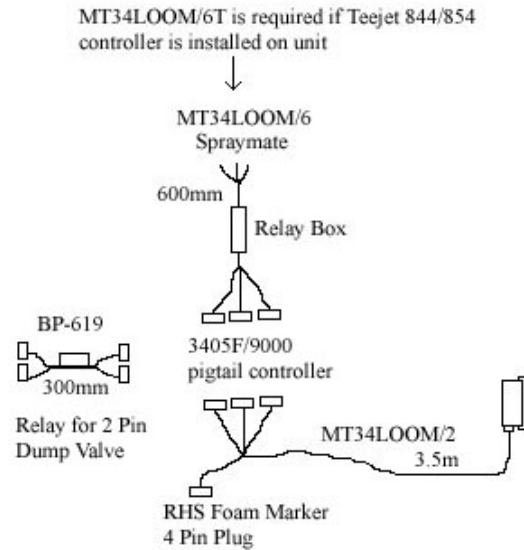


**PIGTAIL 3405F / 9000 - 2 PIN VALVES OR SOLS
WIRING CONFIGURATION FOR 24 PIN MT3405F LOOM**

9/04/2003

24 PIN CONNECTOR	APPLIANCE	M.T. WIRE COLOUR	ARAG PIN No	PLUG TIE COLOUR	LOOM WIRE	M.T. PIN	SENSOR COLOUR	CABLE TIE
7	BOOM2	RED	2	WHITE	ORANGE/BLUE	B	RED	RED
17	BOOM3	RED	2	WHITE	BLUE/YELLOW	D	RED	ORANGE
5	BOOM3	BLACK	1	WHITE	BLUE/WHITE	E	BLACK	ORANGE
19	BOOM2	BLACK	1	WHITE	BROWN/YELLOW	F	BLACK	RED
13	RELIEF	BLACK	2	WHITE	BLUE/BLACK	G	BLACK	ADD RELAY
8	RELIEF	RED	1	WHITE	BLACK/RED	H	RED	
18	FLOW	RED		RED	GREEN/PURPLE	A	GREEN	GREEN
SPLICED/13	FLOW	WHITE	WAS 16	RED	RED	B	BROWN	GREEN
9	FLOW	BLACK		RED	ORANGE	C	WHITE	GREEN
1	SERVO	RED	1	RED	WHITE	G	WHITE	
3	SERVO	BLACK	2	RED	PURPLE	H	BLACK	
20	BOOM1	RED	2	RED	WHITE	J	RED	BROWN
4	BOOM1	BLACK	1	RED	BLACK	K	BLACK	BROWN
14	BOOM4	RED	2	BLUE	PINK	B	RED	YELLOW
24	BOOM4	BLACK	1	BLUE	GREEN, RED	C	BLACK	YELLOW
21	SPEED	RED		BLUE	YELLOW	D	RED	YELLOW
2	SPEED	WHITE		BLUE	GREEN	E	WHITE	YELLOW
11	SPEED	BLACK		BLUE	BLUE	F	BLACK	YELLOW
12	BOOM5	BLACK	1	BLUE	BROWN/BLUE	G	BLACK	GREEN
10	BOOM5	RED	2	BLUE	BROWN	K	RED	GREEN
22	FOAM MARKER	WHITE		4 PIN PLUG	RED	A	RED	
15	FOAM MARKER	RED		4 PIN PLUG	BLACK	B	BLACK	
6	FOAM MARKER	GREEN		4 PIN PLUG	BLUE	C	RED	
23	FOAM MARKER	BLACK		4 PIN PLUG	WHITE	D	BLACK	

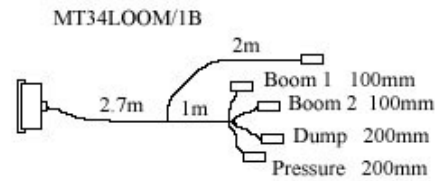

MT34 LOOMS



Pin Outs for both
MT34LOOM/3 &
MT34LOOM/4

5 x DIN43650

Boom No.	Tie
1	Brown
2	Red
3	Orange
4	Yellow
5	Green



← MT34LOOM/1BT for use with
Teejet 844 AB controller

Opposite Polarity for
Braglia Valves

HORTICULTURAL

2 Pin Ball Valves
Pig Tail Consoles